

**Partner University
datasheet
2022/2023
academic year**



1. Name of University:	Chukyo University
2. Country:	Japan
3. Website :	https://global.chukyo-u.ac.jp/ex_inbound/
4. Postal Address :	101-2 Yagoto Honmachi, Showa-ku Nagoya, Aichi, JAPAN 466-8666
5. Contact person for exchange (IN-OUT) students:	Last name: Zanzi First name: Tamami e-mail: gec@ml.chukyo-u.ac.jp
6. E-mail for exchange students enquiries:	gec@ml.chukyo-u.ac.jp
7. How many of our exchange students do you accept for next academic year?	n. <u> 1 </u> per year <input checked="" type="checkbox"/> or <input type="checkbox"/> and n. <u> 1 </u> per each semester
8. Can you accept more students over those indicated above?	Upon consultation (please send us an email)
9. How your academic year is organized? semester..quarter etc. *(please see our note down the form)	1st semester: Spring semester 2nd semester: Fall semester
10. Academic calendar (if not yet available, please provide us the approximate periods):	1st term: April to August 2nd term: September to January
11. Examination periods (if not yet available, please provide us the approximate periods):	1st term: End of July 2nd term: End of January
12. Deadline for nominations:	1st term and full academic year : October 1st 2nd term : March 1st
13. Deadline for applications	1st term and full academic year : November 1st 2nd term : April 1st
14. Web link with application procedures information:	n/a
15. Documents list required for application:	<ol style="list-style-type: none"> 1. Home University Approval Form* 2. Academic Reference Letter* 3. Statement of Purpose* 4. Self-Assessment Medical Form* 5. Statement of Financial Guarantee* 6. Application for CoE* 7. Academic Transcript 8. ID photo (JPEG data) 9. Passport bio-data page 10. Financial Supporter's Bank Account Statement (if applicable) 11. Scholarship Award Proof (if applicable) <p>NB: all documents with * will be provided by Chukyo University. Students are required to fill them in and submit them on our online portal.</p>

16. Are there any kind of mandatory fees our exchange students need to pay?	Yes
17. If yes, what is the amount?	<ul style="list-style-type: none"> - Dorm: 53,000 or 59,000 JPY per month - National Health Insurance: about 2,000 JPY per month - Travel Insurance: (depends on travel plan chosen)
18. Do you have any specific requirements for admission of exchange students? (e. GPA, language proficiency etc.)	N/A
19. In case of language proficiency requirements, have our exchange students mandatory to provide any kind of language certification? If yes, which one?	<p>N/A</p> <p>There is no language requirement to apply for CSEP. Below are recommended language levels.</p> <ul style="list-style-type: none"> -courses delivered in Japanese: JLPT N2 or above -courses delivered in English: CEFR B2 or above
20. Main language of instruction:	Japanese
21. Others languages of instruction:	English
22. Which department and lessons can our exchange students access to? Can they take classes from different departments?	Exchange students are not affiliated to any department and they can choose classes from different departments.
23. Are there any departments/courses not open to our exchange students?	N/A
24. Could you explain us your grading system in full?	S: 100-90 points (Excellent), A: 89-80 points (Very Good), B: 79-70 points (Good), C: 69-60 points (Pass), D: less than 60 points (Fail), F: 0 points (Withdrawal)
25. If available, can you indicate the web site link where to find your courses list open to our exchange students?	N/A
26. Do you provide accommodation for exchange students?	Yes
27. If yes, what is the average cost?	56,000 JPY per month
28. Can you provide the web site link for accommodation information?	See PDF attached
29. E-mail address for accommodation enquires:	gec@ml.chukyo-u.ac.jp
30. What is the average living cost?	25,000 JPY
31. Do you have a web site link for living cost details?	<p>N/A</p> <p>Breakfast and dinner are provided at the dorm from Monday to Friday. Students will have to bear the fee for their lunch on weekdays, and meals during the weekend. A simple meal costs around 500 JPY.</p>
32. Have our exchange students to subscribe any kind of insurance that is mandatory for your university and/or for your country?	Yes
33. If yes, can you give us more details about it and the average cost?	<ul style="list-style-type: none"> - National Health Insurance (mandatory for all residents in Japan), about 2,000 JPY per month - Travel Insurance (mandatory for Chukyo University), details will be

	provided closer to the start of the program
34. Visa information	Students need to apply for their student visa at their nearest Embassy/Consulate of Japan. They will need the Certificate of Eligibility (CoE) to apply for their visa. The CoE is a document issued by the Nagoya Regional Immigration Bureau. The CoE application is one of the compulsory documents students have to complete for application
35. Timing of the acceptance letter release	The acceptance letter will be issued once the students have been officially approved (1 st term: December, 2 nd term: May) but the hard copy will be sent with the CoE (1 st term: February/March, 2 nd term: July/August)
36. Acceptance letter sending mode	<input type="checkbox"/> by mail to the student <input type="checkbox"/> by mail to the student's home University <input type="checkbox"/> by courier to the student <input checked="" type="checkbox"/> by courier to the student's home University
37. Timing of transcript of records release	1 st term: End of August 2 nd term: End of February
38. Transcript of records ending mode	<input type="checkbox"/> directly to the student before his departure <input checked="" type="checkbox"/> by mail to the student <input checked="" type="checkbox"/> by mail to the student's home University <input type="checkbox"/> by courier to the student <input checked="" type="checkbox"/> by courier to the student's home University
39. Others useful information....	-Japanese website: https://www.chukyo-u.ac.jp/ -Scholarship (PDF)

PLEASE NOTE: Our academic calendar consists in a 1st semester (fall semester) starting on October (es. October 2022) and in a 2nd semester (Spring semester) starting on the middle of February (es. February 2023). For this reason, our Call AY 22/23 will unavoidably concern selection of outgoing students according to this calendar: this means that **just for those Universities with the AY that starts with a spring semester (es. Spring 2022 + Fall 2022) we will necessarily have to consider the Fall 2022 and the Spring 2023 dates and related deadlines.*

**Partner University
datasheet
2023/2024
academic year**








1. Name of University:	Kyoto University of Foreign Studies
2. Country:	Japan
3. Website :	https://www.kufs.ac.jp/en/partner/index.html
4. Postal Address :	6 KASAME-CHO, SAIIN, UKYO-KU, KYOTO 615-8558 JAPAN
5. Contact person for exchange (IN-OUT) students:	Inbound International Student Team : oips@kufs.ac.jp Outbound Student Team : oips@kufs.ac.jp
6. E-mail for exchange students enquiries:	oips@kufs.ac.jp
7. How many of our exchange students do you accept for next academic year?	According to our agreement.
8. Can you accept more students over those indicated above?	It depends.
9. How your academic year is organized? semester..quarter etc. *(please see our note down the form)	Semester
10. Academic calendar (if not yet available, please provide us the approximate periods):	Spring semester: April 1- September 19 Fall semester: September 20 - March 20
11. Examination periods (if not yet available, please provide us the approximate periods):	1st Semester : It depends on each classes. 2nd Semester: It depends on each classes.
12. Deadline for nominations:	Spring semester commencing in April : October 30 Fall semester commencing in September : March 31
13. Deadline for applications	Spring semester commencing in April : November 30 Fall semester commencing in September: April 30
14. Web link with application procedures information:	Spring semester: It depends on each classes. Fall semester: It depends on each classes.

15. Documents list required for application:	https://www.kufs.ac.jp/en/partner/index.html
16. Are there any kind of mandatory fees our exchange students need to pay?	Only the fees for study tours and the classes of flower arrangement, tea ceremony, calligraphy, and so on will be charged separately.
17. If yes, what is the amount?	More details announced at the orientation.
18. Do you have any specific requirements for admission of exchange students? (e. GPA, language proficiency etc.)	It depends on the course so please check the following page. https://www.kufs.ac.jp/en/partner/index.html#apply
19. In case of language proficiency requirements, have our exchange students mandatory to provide any kind of language certification? If yes, which one?	https://www.kufs.ac.jp/en/partner/index.html#apply
20. Main language of instruction:	Depends on the class.
21. Others languages of instruction:	Depends on the class.
22. Which department and lessons can our exchange students access to? Can they take classes from different departments?	Japanese Studies Center for International Students. Basically, they cannot take classes from different departments.
23. Are there any departments/courses not open to our exchange students?	Yes.
24. Could you explain us your grading system in full?	Students are required to get at least 28 credits: 20credits of the “Required Subjects” and more than 8 credits of the “Elective Subjects”. Students who fails to meet these requirements will not be able to complete the course.
25. If available, can you indicate the web site link where to find your courses list open to our exchange students?	http://kyomu2.kufs.ac.jp/syllabus/searchlist?pg=1&srch=1&year=2021&gakubu=6&daikmk=90&gakka=500
26. Do you provide accommodation for exchange students?	Yes
27. If yes, what is the average cost?	Aprx. 330,000 yen for a semester

28. Can you provide the web site link for accommodation information?	Please check "Living cost and accommodation" of following page. https://www.kufs.ac.jp/en/partner/index.html
29. E-mail address for accommodation enquires:	oips@kufs.ac.jp
30. What is the average living cost?	About 1,000,000 - 2,000,000 yen per year to cover rent, meals, books, mobile phone, living expenses and other personal costs.
31. Do you have a web site link for living cost details?	https://www.kufs.ac.jp/en/partner/index.html
32. Have our exchange students to subscribe any kind of insurance that is mandatory for your university and/or for your country?	Those who live in Japan must subscribe to National Health Insurance.
33. If yes, can you give us more details about it and the average cost?	The average is 1000 - 2000 yen in a month. We will support the student for the procedure.
34. Visa information	For a student who has been accepted to KUFS, KUFS will do proxy application for a Certificate of Eligibility (COE). Once the COE is issued, KUFS will send the original COE, together with the acceptance letter, to partner universities by mail (post). International students should obtain a Student Visa at the nearest Japanese Embassy or Consulate upon receipt of the acceptance letter and COE from KUFS.
35. Timing of the acceptance letter release	When we send the COE, we will send it together.
36. Acceptance letter sending mode	<input type="checkbox"/> by mail to the student <input checked="" type="checkbox"/> by mail to the student's home University <input type="checkbox"/> by courier to the student <input type="checkbox"/> by courier to the student's home University
37. Timing of transcript of records release	After each semester.
38. Transcript of records ending mode	<input type="checkbox"/> directly to the student before his departure <input type="checkbox"/> by mail to the student <input checked="" type="checkbox"/> by Email to the student's home University *Email <input type="checkbox"/> by courier to the student <input type="checkbox"/> by courier to the student's home University
39. Others useful information....	

PLEASE NOTE: Our academic calendar consists in a 1st semester (fall semester) starting on October (es. October 2023) and in a 2nd semester (Spring semester) starting on the middle of February (es. February 2024). For this reason, our Call AY 23/24 will unavoidably concern selection of outgoing students according to this calendar: this means that **just for those Universities with the AY that starts with a spring semester (es. Spring 2023 + Fall 2023) we will necessarily have to consider the Fall 2023 and the Spring 2023 dates and related deadlines.*

Partner University datasheet 2022/2023 academic year	 KYOTO SANGYO UNIVERSITY
1. Name of University:	Kyoto Sangyo University
2. Country:	Japan
3. Website :	Kyoto Sangyo University (kyoto-su.ac.jp)
4. Postal Address :	Motoyama, Kamigamo, Kita-ku, Kyoto 603-8555, JAPAN
5. Contact person for exchange (IN-OUT) students:	Last name: Churton First name: Paul e-mail: cip-ml@star.kyoto-su.ac.jp
6. E-mail for exchange students enquiries:	cip-ml@star.kyoto-su.ac.jp
7. How many of our exchange students do you accept for next academic year?	n. <u> 1 </u> per year <input checked="" type="checkbox"/> or <input type="checkbox"/> and n. <u> 1 </u> per each semester
8. Can you accept more students over those indicated above?	Maybe. Subject to accommodation availability. Please enquire.
9. How is your academic year organized? semester..quarter etc. *(please see our note down the form)	Semesters (Spring and Fall)
10. Academic calendar (if not yet available, please provide us the approximate periods):	1st term: Spring semester – April to July 2nd term: Fall semester – September to January
11. Examination periods (if not yet available, please provide us the approximate periods):	1st term: Spring semester – July / August 2nd term: Fall semester – January / February
12. Deadline for nominations:	1st term and full academic year : September 30 2nd term : March 31
13. Deadline for applications	1st term and full academic year : April 31 2nd term : October 30
14. Web link with application procedures information:	Applications & Important Dates Kyoto Sangyo University (kyoto-su.ac.jp)
15. Documents list required for application:	1. Application for admission – a link will be e-mailed to successfully nominated students 2. Japanese Language Proficiency  3. Academic transcript from the student's current university 4. Transcripts or an accompanying document should show the student's GPA. 5. Applicant's photograph in JPEG or JPG format.  6. Passport photocopy (pages showing photo and passport details) Application form for Certificate of Eligibility for Student Status  *(It is advised that students prepare an average of 80,000yen per month for on-campus accommodation and other living expenses) 7. Designated Certificate of Health 
16. Are there any kind of mandatory fees our exchange students need to pay?	No
17. If yes, what is the amount?	
18. Do you have any specific requirements for admission of exchange students? (e. GPA, language proficiency etc.)	Upper-beginner Japanese required for students intending to enrol in Japanese language courses.

19. In case of language proficiency requirements, is it mandatory that our exchange students provide any kind of language certification? If yes, which one?	No. But, students should submit test results if they have any and want to enroll in Japanese taught courses.
20. Main language of instruction:	Japanese
21. Others languages of instruction:	English to some extent
22. Which department and lessons can our exchange students access to? Can they take classes from different departments?	All departments, but not all courses. Semester specific details provided to applicants. Yes.
23. Are there any departments/courses not open to our exchange students?	Yes. But very few. Details provided to applicants.
24. Could you explain to us your grading system in full?	22.5 hours of class = 2 credits for academic classes or 1 credit for language classes. 22.5 hours = one semester of classes.
25. If available, can you indicate the web site link where to find your courses list open to our exchange students?	List provided to applicants or upon request.
26. Do you provide accommodation for exchange students?	Single rooms only. Accommodation offered for the first semester but not guaranteed for a second semester if the student comes for one year.
27. If yes, what is the average cost?	38,000yen per month for a single room.
28. Can you provide the web site link for accommodation information?	Accommodation Kyoto Sangyo University (kyoto-su.ac.jp)
29. E-mail address for accommodation enquires:	cip-ml@star.kyoto-su.ac.jp
30. What is the average living cost?	80,000 to 100,000yen per month
31. Do you have a web site link for living cost details?	No
32. Have our exchange students to subscribe any kind of insurance that is mandatory for your university and/or for your country?	Yes. Insurance brought from home country and health insurance with the Japanese National Health Insurance Scheme
33. If yes, can you give us more details about it and the average cost?	NHIS is approximately 2,000yen per month. This is compulsory for anyone staying longer than 90days.
34. Visa information	Apply at local Japanese Embassy or Consulate
35. Timing of the acceptance letter release	February for Spring admission June for Fall admission (dates may vary)
36. Acceptance letter sending mode	<input type="checkbox"/> by mail to the student <input type="checkbox"/> by mail to the student's home University <input type="checkbox"/> by courier to the student <input type="checkbox"/> by courier to the student's home University <input checked="" type="checkbox"/> e-mail to student's home university
37. Timing of transcript of records release	September for Spring semester March for Fall semester
38. Transcript of records ending mode	<input type="checkbox"/> directly to the student before his departure <input type="checkbox"/> by mail to the student <input type="checkbox"/> by mail to the student's home University <input type="checkbox"/> by courier to the student <input checked="" type="checkbox"/> by courier to the student's home University
39. Other useful information....	

PLEASE NOTE: Our academic calendar consists in a 1st semester (fall semester) starting on October (es. October 2022) and in a 2nd semester (Spring semester) starting on the middle of February (es. February 2023). For this reason, our Call AY 22/23 will unavoidably concern selection of outgoing students according to this calendar: this means that **just for those Universities with the AY that starts with a spring semester (es. Spring 2022 + Fall 2022) we will necessarily have to consider the Fall 2022 and the Spring 2023 dates and related deadlines.*

**Partner University
datasheet
2023/2024
academic year**



1. Name of University:	Meiji University
2. Country:	Japan
3. Website :	https://www.meiji.ac.jp/cip/english/admissions/exchange.html https://www.meiji.ac.jp/cip/english/
4. Postal Address :	Global Front 2F, 1-1 Kanda-Surugadai, Chiyoda-ku, Tokyo, 101-8301, Japan Meiji University, International Student Office
5. Contact person for exchange (IN-OUT) students:	Taizo Hayashi (Mr.) Etsuko Kakuda (Ms.)
6. E-mail for exchange students enquiries:	exchange@meiji.ac.jp
7. How many of our exchange students do you accept for next academic year?	n. _ 2__ per year (please mark one of the following boxes) <input type="checkbox"/> or <input type="checkbox"/> and You can nominate a maximum of 2 students. This means 4 students for one semester, or 2 students for the year.
8. Can you accept more students over those indicated above?	No
9. How your academic year is organized? Semester, quarter etc.	Our academic calendar consists in a 1st semester (Spring semester) starting on April and in a 2nd semester (Fall semester) starting in the middle of the September. Please refer to page 24 of Fact Sheet. https://www.meiji.ac.jp/cip/english/admissions/co7mm90000000461-att/co7mm900000004fa.pdf
10. Academic calendar (if not yet available, please provide us the approximate periods):	1st term: April 1 – July 31, 2023 2nd term: September 20, 2023 – February 3, 2024 Please refer to page 24 of Fact Sheet. https://www.meiji.ac.jp/cip/english/admissions/co7mm90000000461-att/co7mm900000004fa.pdf
11. Examination periods (if not yet available, please provide us the approximate periods):	1st term: Last week on July 2nd term: Last week on January Please refer to page 24 of Fact Sheet. https://www.meiji.ac.jp/cip/english/admissions/co7mm90000000461-att/co7mm900000004fa.pdf
12. Deadline for nominations:	1st term and full academic year : September 22, 2022 2nd term : March 1, 2023 Please refer to page 1-2 of application guidelines. https://www.meiji.ac.jp/cip/english/admissions/co7mm90000000461-att/co7mm900000004d1.pdf
13. Deadline for applications	1st term and full academic year : September 22, 2022 2nd term : March 1, 2023 Please refer to page 1-2 of application guidelines. https://www.meiji.ac.jp/cip/english/admissions/co7mm90000000461-att/co7mm900000004d1.pdf
14. Web link with application procedures information:	https://www.meiji.ac.jp/cip/english/admissions/exchange.html
15. Documents list required for application:	Please refer to page 5 and 9 of application guidelines. https://www.meiji.ac.jp/cip/english/admissions/co7mm90000000461-att/co7mm900000004d1.pdf
16. Are there any kind of	Please refer to page 4-23, 28 of Fact Sheet.

mandatory fees our exchange students need to pay?	https://www.meiji.ac.jp/cip/english/admissions/co7mm90000000461-att/co7mm900000004fa.pdf
17. If yes, what is the amount?	Please refer to page 4-23, 28 of Fact Sheet. https://www.meiji.ac.jp/cip/english/admissions/co7mm90000000461-att/co7mm900000004fa.pdf
18. Do you have any specific requirements for admission of exchange students? (e. GPA, language proficiency etc.)	We do not have the GPA requirements for the exchange application, however, it is anticipated that students be in good academic standing at their home institution. Students are expected to maintain good academic standing while on exchange at Meiji. Please refer to page 3-4 and 7 of application guidelines. https://www.meiji.ac.jp/cip/english/admissions/co7mm90000000461-att/co7mm900000004d1.pdf
19. In case of language proficiency requirements, have our exchange students mandatory to provide any kind of language certification? If yes, which one?	Please refer to page 3-4 and 7 of application guidelines. https://www.meiji.ac.jp/cip/english/admissions/co7mm90000000461-att/co7mm900000004d1.pdf
20. Main language of instruction:	Japanese
21. Others languages of instruction:	English
22. Which department and lessons can our exchange students access to? Can they take classes from different departments?	Applicants need to choose the school they wish to study. Yes, but there are some restriction to take classes from different department and it depends on school. Please refer to page 3-4 and 7 of application guidelines. https://www.meiji.ac.jp/cip/english/admissions/co7mm90000000461-att/co7mm900000004d1.pdf
23. Are there any departments/courses not open to our exchange students?	https://www.meiji.ac.jp/cip/english/admissions/co7mm90000000461-att/co7mm900000004fa.pdf
24. Could you explain us your grading system in full?	Please refer to page 27 of Fact Sheet. https://www.meiji.ac.jp/cip/english/admissions/co7mm90000000461-att/co7mm900000004fa.pdf
25. If available, can you indicate the web site link where to find your courses list open to our exchange students?	Please refer to page 29-38 of Fact Sheet. https://www.meiji.ac.jp/cip/english/admissions/co7mm90000000461-att/co7mm900000004fa.pdf
26. Do you provide accommodation for exchange students?	Yes
27. If yes, what is the average cost?	Please refer to page 7 of Fact Sheet. https://www.meiji.ac.jp/cip/english/admissions/co7mm90000000461-att/co7mm900000004fa.pdf
28. Can you provide the web site link for accommodation information?	Please refer to page 4-23 of Fact Sheet. https://www.meiji.ac.jp/cip/english/admissions/co7mm90000000461-att/co7mm900000004fa.pdf
29. E-mail address for accommodation enquires:	exchange@meiji.ac.jp
30. What is the average living cost?	Please refer to page 28 of Fact Sheet. https://www.meiji.ac.jp/cip/english/admissions/co7mm90000000461-att/co7mm900000004fa.pdf
31. Do you have a web site link for living cost details?	Please refer to page 28 of Fact Sheet. https://www.meiji.ac.jp/cip/english/admissions/co7mm90000000461-att/co7mm900000004fa.pdf
32. Have our exchange students to subscribe any kind of	Yes. Please refer to page 28 of Fact Sheet. https://www.meiji.ac.jp/cip/english/admissions/co7mm90000000461-att/co7mm900000004fa.pdf

insurance that is mandatory for your university and/or for your country?	att/co7mm900000004fa.pdf
33. If yes, can you give us more details about it and the average cost?	Please refer to page 28 of Fact Sheet. https://www.meiji.ac.jp/cip/english/admissions/co7mm90000000461-att/co7mm900000004fa.pdf
34. Visa information	https://www.meiji.ac.jp/cip/english/admissions/exchange.html
35. Timing of the acceptance letter release	Please refer to page 1-2 of application guidelines. https://www.meiji.ac.jp/cip/english/admissions/co7mm90000000461-att/co7mm900000004d1.pdf
36. Acceptance letter sending mode	<input checked="" type="checkbox"/> by courier to the student's home University
37. Timing of transcript of records release	Please refer to page 27 of Fact Sheet. https://www.meiji.ac.jp/cip/english/admissions/co7mm90000000461-att/co7mm900000004fa.pdf
38. Transcript of records ending mode	<input checked="" type="checkbox"/> by courier to the student's home University
39. Others useful information....	https://www.meiji.ac.jp/cip/english/admissions/exchange.html

**Partner University
datasheet
2023/2024
academic year**



1. Name of University:	J.F. Oberlin University
2. Country:	Japan
3. Website :	https://www.obirin.ac.jp/en/ https://www.obirin.ac.jp/en/programs/studyabroad/
4. Postal Address :	3758 Tokiwa-machi, Machida-shi, Tokyo 194-0294 Japan
5. Contact person for exchange (IN-OUT) students:	Last name: Akimoto First name: Takatoshi e-mail: inbound@obirin.ac.jp
6. E-mail for exchange students enquiries:	inbound@obirin.ac.jp
7. How many of our exchange students do you accept for next academic year?	n. ____2__ per year <input type="checkbox"/> or n. ____4__ per each semester
8. Can you accept more students over those indicated above?	Yes (In that case on personal expense)
9. How your academic year is organized? semester..quarter etc. *(please see our note down the form)	Our academic calendar consists 2 semesters. 1 st semester (Spring semester) starting on early in April and 2 nd semester (Fall semester) starting on early in September
10. Academic calendar (if not yet available, please provide us the approximate periods):	1 st term: starting on early in April and end up on early in August 2 nd term: starting on early in September to the end of January
11. Examination periods (if not yet available, please provide us the approximate periods):	1st term: July 16 to July 22 2nd term: Jan 21 to Jan 27 (tentative)
12. Deadline for nominations:	1 st term : From October 15 th 2022 2 nd term : From April 15 th 2023
13. Deadline for applications	1 st term : Nov 1, 2022 2 nd term : May 1, 2023
14. Web link with application procedures information:	FAQ for student exchange program (Will be updated)
15. Documents list required for application:	<ul style="list-style-type: none"> • ID Photo • Passport Copy • Medical Certificate (Designated form can be downloaded when application is open) • Immunization Record (Designated form can be downloaded when application is open) • Academic Transcript • Financial Guarantee Statement (Designated form can be downloaded when application is open) • Certificate of Guarantor's annual income

	• One Recommendation Form (Designated form can be downloaded when application is open)
16. Are there any kind of mandatory fees our exchange students need to pay?	Yes
17. If yes, what is the amount?	Student Service Fee (JPY20,000)
18. Do you have any specific requirements for admission of exchange students? (e. GPA, language proficiency etc.)	GPA: >2.5
19. In case of language proficiency requirements, have our exchange students mandatory to provide any kind of language certification? If yes, which one?	No language requirements
20. Main language of instruction:	Japanese, English,
21. Others languages of instruction:	Chinese
22. Which department and lessons can our exchange students access to? Can they take classes from different departments?	Classis of Global Communication Department , Liberal Art Department and Business Management Department.
23. Are there any departments/courses not open to our exchange students?	Social Welfare Department and Art Department.
24. Could you explain us your grading system in full?	Students register for courses at the beginning of each semester, and are issued grade reports in English following the completion of courses. Grades are based on the following system: A = Excellent; B = Good; C = Satisfactory; D = Minimal; F = Failure.
25. If available, can you indicate the web site link where to find your courses list open to our exchange students?	https://www.notion.so/J-F-Oberlin-University-FAQs-for-student-exchange-program-88be662d9fcb43e4a1d91fa1e9e009e0#bd36c9c9216d4cefb23bf2d3653ee5b3 https://www.obirin.ac.jp/en/programs/studyabroad/courses/
26. Do you provide accommodation for exchange students?	Yes
27. If yes, what is the average cost?	https://www.notion.so/6fa034d6c10d4ac1af6cde097b2552a0?v=73d9bee860ad4904b65bea81ac68b4fc
28. Can you provide the web site link for accommodation information?	https://www.obirin.ac.jp/en/campus/dormitories/
29. E-mail address for accommodation enquires:	Mail: fih@obirin.ac.jp
30. What is the average living cost?	https://www.notion.so/6fa034d6c10d4ac1af6cde097b2552a0?v=73d9bee860ad4904b65bea81ac68b4fc
31. Do you have a web site link for living cost details?	https://www.notion.so/6fa034d6c10d4ac1af6cde097b2552a0?v=73d9bee860ad4904b65bea81ac68b4fc
32. Have our exchange students to subscribe any kind of	National Health Insurance, Inbound Insurance, Gakkensai Insurance

insurance that is mandatory for your university and/or for your country?	
33. If yes, can you give us more details about it and the average cost?	If you are staying in Japan more than 3 months you need to pay National Health Insurance. It costs around 17000 yen per year. Inbound Insurance fee is included in student service fee which is 20000 yen.
34. Visa information	https://www.mofa.go.jp/j_info/visit/visa/long/visa6.html
35. Timing of the acceptance letter release	Spring semester : Early in Feb Fall semester : Early in July
36. Acceptance letter sending mode	by mail to the student by mail to the student's home University by courier to the student ✓ by courier to the student's home University
37. Timing of transcript of records release	
38. Transcript of records sending mode	directly to the student before his departure by mail to the student by mail to the student's home University by courier to the student ✓ by courier to the student's home University
39. Others useful information....	

PLEASE NOTE: Our academic calendar consists in a 1st semester (fall semester) starting on October (es. October 2019) and in a 2nd semester (Spring semester) starting on the middle of February (es. February 2020). For this reason, our Call AY 19/20 will unavoidably concern selection of outgoing students according to this calendar: this means that **just for those Universities with the AY that starts with a spring semester (es. Spring 2019 + Fall 2019) we will necessarily have to consider the Fall 2019 and the Spring 2020 dates and related deadlines.*

**Partner University
datasheet
2023/2024
academic year**



1. Name of University:	Seinan Gakuin University
2. Country:	Japan
3. Website :	http://www.seinan-gu.ac.jp/eng
4. Postal Address :	6-2-92, Nishijin, Sawara-ku, Fukuoka 814-8511 JAPAN
5. Contact person for exchange (IN-OUT) students:	mentioned as below
6. E-mail for exchange students enquiries:	Inbound (Siena -> SGU) Last name: MATSUDA First name: Marie e-mail: inbound@seinan-gu.ac.jp Outbound (SGU -> Siena) Last name: MASUDA First name: Tomohisa e-mail: outbound@seinan-gu.ac.jp
7. How many of our exchange students do you accept for next academic year?	n. <u> 2 </u> per year <input checked="" type="checkbox"/> or <input type="checkbox"/> and n. <u> 4 </u> per each semester
8. Can you accept more students over those indicated above?	Negotiable
9. How your academic year is organized? semester quarter etc. *(please see our note down the form)	SGU International Division's academic calendar consists in: 1 st term (Fall semester): late in August – late in December 2 nd term (Spring semester): mid-January – late in May
10. Academic calendar (if not yet available, please provide us the approximate periods):	(Subject to Change) 1 st term: late in August – late in December 2 nd term: mid-January – late in May http://www.seinan-gu.ac.jp/eng/study_abroad/academic_calendar.html
11. Examination periods (if not yet available, please provide us the approximate periods):	(Subject to Change) 1 st term: late in December 2 nd term: late in May
12. Deadline for nominations:	(Subject to Change) 1 st term and full academic year: March 1 st , 2022 2 nd term: September 15 th , 2022
13. Deadline for applications	(Subject to Change) 1 st term and full academic year: March 31 st , 2022 2 nd term: September 30 th , 2022
14. Web link with application procedures information:	http://www.seinan-gu.ac.jp/eng/study_abroad/exchange_students.html
15. Documents list required for application:	http://www.seinan-gu.ac.jp/eng/study_abroad/exchange_students.html

16. Are there any kind of mandatory fees our exchange students need to pay?	<ul style="list-style-type: none"> - Insurance Fees - Textbooks - Accommodation Fees See more information: http://www.seinan-gu.ac.jp/eng/study_abroad/costs_aid.html
17. If yes, what is the amount?	Japan National Health Insurance: 1,500 - 2,000yen approx. / month Personal Accident Insurance for Students: 1,000yen (One-time only) Comprehensive Life Insurance (Personal Liability Insurance): 1,200yen/ semester - 1,600yen/ full-year approx.
18. Do you have any specific requirements for admission of exchange students? (e. GPA, language proficiency etc.)	If the applicant's native language is not English, it is preferable to have a score of either TOEFL-PBT 550, TOEFL-iBT 79-80, or IELTS 6.0. But exchange students do not need to submit the proof.
19. In case of language proficiency requirements, have our exchange students mandatory to provide any kind of language certification? If yes, which one?	N/A
20. Main language of instruction:	English
21. Others languages of instruction:	Japanese
22. Which department and lessons can our exchange students access to? Can they take classes from different departments?	International Division http://www.seinan-gu.ac.jp/eng/study_abroad/international_division.html Only for the Fall semester, students may take elective courses offered in the Regular Departments if they satisfy the minimum requirements of Japanese proficiency determined by the respective instructor.
23. Are there any departments/courses not open to our exchange students?	No, but there are language requirements if students take courses from Regular Departments.
24. Could you explain us your grading system in full?	A = 100-90, B=89-80, C=79-70, D=69-60, F=59 or below
25. If available, can you indicate the web site link where to find your courses list open to our exchange students?	http://www.seinan-gu.ac.jp/eng/study_abroad/courses_offered.html *Courses list for the AY 23-24 to be updated in May 2023.
26. Do you provide accommodation for exchange students?	Yes
27. If yes, what is the average cost?	On-campus: 35,000 – 42,000 JPY / month Off-campus: - 60,000 JPY / month
28. Can you provide the web site link for accommodation information?	http://www.seinan-gu.ac.jp/eng/campus_life/housing.html
29. E-mail address for accommodation enquires:	housing@seinan-gu.ac.jp
30. What is the average living cost?	80,000- 100,000 JPY / month

31. Do you have a web site link for living cost details?	http://www.seinan-gu.ac.jp/eng/study_abroad/costs_aid.html
32. Have our exchange students to subscribe any kind of insurance that is mandatory for your university and/or for your country?	Yes
33. If yes, can you give us more details about it and the average cost?	<ul style="list-style-type: none"> - Japan National Health Insurance: 1,500 ~ 2,000yen approx. / month - Personal Accident Insurance for Students: 1,000yen (One-time only) - Comprehensive Life Insurance (Personal Liability Insurance): 1,210yen/ 5months - 1,680yen/ 10months
34. Visa information	http://www.seinan-gu.ac.jp/eng/campus_life/visa.html
35. Timing of the acceptance letter release	(Subject to Change) Fall: early in June Spring: late in November
36. Acceptance letter sending mode	<input type="checkbox"/> by mail to the student <input type="checkbox"/> by mail to the student's home University <input type="checkbox"/> by courier to the student <input checked="" type="checkbox"/> by courier to the student's home University
37. Timing of transcript of records release	(Subject to Change) Fall: early in February Spring: late in June
38. Transcript of records ending mode	<input type="checkbox"/> directly to the student before his departure <input type="checkbox"/> by mail to the student <input type="checkbox"/> by mail to the student's home University <input type="checkbox"/> by courier to the student <input type="checkbox"/> by courier to the student's home University By email (PDF file) *To avoid any loss or delay, only digital copies will be emailed to students' home university.
39. Others useful information....	http://www.seinan-gu.ac.jp/eng/summer_program/pre-arrival-information.html

PLEASE NOTE: Our academic calendar consists in a 1st semester (fall semester) starting on October (es. October 2022) and in a 2nd semester (Spring semester) starting on the middle of February (es. February 2023). For this reason, our Call AY 22/23 will unavoidably concern selection of outgoing students according to this calendar: this means that **just for those Universities with the AY that starts with a spring semester (es. Spring 2022 + Fall 2022) we will necessarily have to consider the Fall 2022 and the Spring 2023 dates and related deadlines.*

**Partner University
datasheet
2023/2024
academic year**




1. Name of University:	Soonchunhyang University	
2. Country:	South Korea	
3. Website :	Sgee.sch.ac.kr	
4. Postal Address :	BRIX Bldg., BI 301, 22-9 Soonchunhyang-ro, Shinchang-myeon Asan-si, Chungnam, South Korea	
5. Contact person for exchange (IN-OUT) students:	Last name: Kim First name: John e-mail: astudies@sch.ac.kr	
6. E-mail for exchange students enquiries:	astudies@sch.ac.kr	
7. How many of our exchange students do you accept for next academic year?	n. _____ per year <input type="checkbox"/> or <input type="checkbox"/> and n. _2_ per each semester	
8. Can you accept more students over those indicated above?	Depending on our situation here. Please ask us if you need more spots!	
9. How your academic year is organized? semester..quarter etc. *(please see our note down the form)	Semester based! Spring and Fall	
10. Academic calendar (if not yet available, please provide us the approximate periods):	1st term: March – June 2nd term: Sep - Dec	
11. Examination periods (if not yet available, please provide us the approximate periods):	1st term: Midterm-mid of April/Final-mid of June 2nd term: Midterm-mid of Oct/Final- mid of Dec	
12. Deadline for nominations:	1st term and full academic year : March 2nd term :	
13. Deadline for applications	1st term and full academic year : October 2nd term :	
14. Web link with application procedures information:	http://sgee.sch.ac.kr/admi/admi04.php	
15. Documents list required for application:	Online application, Official University Transcript (in English), Scanned COLOR copy of your passport, Scanned Letter of Nomination Form, Medical Form, Personal Statement	
16. Are there any kind of mandatory fees our exchange students need to pay?	Quarantine fee(If needed), Korean National Health Insurance, student ID, Alien registration fee and ect	
17. If yes, what is the amount?	Quarantine fee may vary depending on where they do the quarantine. Korean National Health Insurance – about 50,000 KRW monthly Alien Registration – 30,000 KRW	
18. Do you have any specific requirements for admission of exchange students? (e. GPA, language proficiency etc.)	No, but most of the classes will be in English so they must have a good English skill. We don't require any language certificate.	
19. In case of language proficiency requirements, have		

our exchange students mandatory to provide any kind of language certification? If yes, which one?	
20. Main language of instruction:	English
21. Others languages of instruction:	Korean language lectures
22. Which department and lessons can our exchange students access to? Can they take classes from different departments?	http://sgee.sch.ac.kr/acad/acad0403.php Please take a look at the website above for the course They can take other department courses if they have above TOPIK level 3
23. Are there any departments/courses not open to our exchange students?	Medicine college is not open for international students
24. Could you explain us your grading system in full?	<u>4.5</u>
25. If available, can you indicate the web site link where to find your courses list open to our exchange students?	http://sgee.sch.ac.kr/acad/acad0403.php
26. Do you provide accommodation for exchange students?	They can stay in on campus housing
27. If yes, what is the average cost?	805,000 KRW for the semester
28. Can you provide the web site link for accommodation information?	http://sgee.sch.ac.kr/inter/inter020101.php
29. E-mail address for accommodation enquires:	astudies@sch.ac.kr
30. What is the average living cost?	580,000 KRW
31. Do you have a web site link for living cost details?	http://sgee.sch.ac.kr/inter/inter0206.php
32. Have our exchange students to subscribe any kind of insurance that is mandatory for your university and/or for your country?	Korean National Health Insurance
33. If yes, can you give us more details about it and the average cost?	50,000KRW
34. Visa information	
35. Timing of the acceptance letter release	3 4 months before arrival
36. Acceptance letter sending mode	Email to students
37. Timing of transcript of records release	Spring –3 rd week of July Fall - 3 rd week of Jan
38. Transcript of records ending mode	email to the student's home University
39. Others useful information....	

PLEASE NOTE: Our academic calendar consists in a 1st semester (fall semester) starting on October (es. October 2023) and in a 2nd semester (Spring semester) starting on the middle of February (es. February 2024). For this reason, our Call AY 23/24 will unavoidably concern selection of outgoing students according to this calendar: this means that **just for those*

Universities with the AY that starts with a spring semester (es. Spring 2023 + Fall 20233) we will necessarily have to consider the Fall 2022 and the Spring 2023 dates and related deadlines.

Partner University datasheet 2022/2023 academic year	
1. Name of University:	Waseda University
2. Country:	Japan
3. Nickname:	n/a
4. Website :	https://www.waseda.jp/top/en
5. Postal Address :	Waseda University Center for International Education (CIE) Waseda Global Gate 1st Floor, Bldg#22, 1-7-14 Nishi-Waseda, Shinjuku-Ku, 169-0051, Tokyo, JAPAN
6. Contact person for exchange (IN-OUT) students:	Inbound Last name: TODOROKI First name: Maki e-mail: ex-in-cie@list.waseda.jp Outbound Last name: Waseda University CIE First name: Outbound Team e-mail: out-cie@list.waseda.jp
7. E-mail for exchange students enquiries:	ex-in-cie@list.waseda.jp
8. How many of our exchange students do you accept for next academic year?	n. _1_ full academic year student per year (Spring 2023 and Fall 2023) or n. __2 semester students__ per year (Spring 2023 and Fall 2023)
9. Can you accept more students over those indicated above?	Depends on the situation.
10. How your academic year is organized? Semester, quarter etc.	1st semester starts in early April and ends in early August. 2nd semester starts in late September and ends in early February.
11. Academic calendar (if not yet available, please provide us the approximate periods):	1st term: early April – early August 2nd term: late September – early February
12. Examination periods (if not yet available, please provide us the approximate periods):	It varies but normally begins in mid-July for spring semester and mid-January for fall semester.
13. Deadline for nominations:	Nominations are not required
14. Deadline for applications	1st term(Spring semester) : 20 November 2nd term(Fall semester) : 1 March
15. Web link with application procedures information:	https://www.waseda.jp/inst/cie/en/exchange/application
16. Documents list required for application:	Please refer to the link below. https://www.waseda.jp/inst/cie/en/exchange/application
17. Are there any kind of mandatory fees our exchange students need to pay?	All exchange students should join Japanese National Insurance. Please see "Medical Expenses Assistance" in Other Support from the link below. https://www.waseda.jp/inst/cie/en/life/other
18. If yes, what is the amount?	Monthly insurance fee may vary by your residential area (city/ward), but usually around 2000 yen or less. More information will be provided at the general orientation.

19. Do you have any specific requirements for admission of exchange students? (e. GPA, language proficiency etc.)	Depends on schools and depends on each year's Curriculum. Please refer to "Requirements and Course Lists" for further information. https://www.waseda.jp/inst/cie/en/exchange/application
20. In case of language proficiency requirements, have our exchange students mandatory to provide any kind of language certification? If yes, which one?	For English taught programmes, English language requirements are waived if the student's native language is English. If the student's current programme at his/her home institution is taught entirely in English, certificate issued by the home university which confirms his/her enrollment will substitute for the language certificates. All other students must submit the required English language test score. Please refer to each School/Graduate School's requirements for the kinds of score accepted, and advise your students to take necessary tests in advance. Similarly, students who wish to study on a Japanese taught programme must submit a JLPT certificate.
21. Main language of instruction:	English or Japanese, depends on schools. Please refer to the link below "Requirements and Course Lists" for further information. https://www.waseda.jp/inst/cie/en/exchange/application
22. Others languages of instruction:	n/a
23. Do exchange students belong to a specific department?	Please refer to "Requirements and Course Lists " on the following URL. Only the schools/departments listed in the webpage are open to exchange students. https://www.waseda.jp/inst/cie/en/exchange/application
24. Can they take classes from different departments?	At Waseda, in principle, students can only take courses from the School they are enrolled in. The options for them to take courses from other schools are quite limited, so please do not rely on taking courses outside the school they apply to. https://www.waseda.jp/inst/cie/en/exchange/application
25. Are there any departments/courses not open to our exchange students?	Please refer to "Requirements and Course Lists " on the following URL. Only the schools/departments listed in the webpage are open to exchange students. https://www.waseda.jp/inst/cie/en/exchange/application
26. Could you explain us your exams evaluation system?	Students may earn 2 credits for lecture-style course (90mins x15 times) and 1 credit for Japanese language course (90mins x15 times) offered by Center for Japanese Language (CJL) unless otherwise specified.
27. If available, can you indicate the web site link where to find your courses list open to our exchange students?	https://www.waseda.jp/inst/cie/en/exchange/application
28. Do you provide accommodation for exchange students?	Waseda University provides dormitories for students on the exchange program; the Waseda University International Student House, Waseda Hoshien, and Nishi-Waseda International Student House. However, it is not guaranteed due to the limited number of rooms. Please see below for details on the exchange student dormitories. https://www.waseda.jp/inst/rlc/en/student_dormitory/exchange/ Information on how to apply to the dorms will be provided to the student once they have been accepted onto the exchange program. Also, if dorms are not provided, assistance to find an accommodation is given. Some students find their room in an apartment or a shared house by themselves. Some choose to live with a host family. For more information on housing, please refer to the following URL. https://www.waseda.jp/inst/rlc/en/support/housing/
29. If yes, what is the average cost?	Differ depending on individual life styles, but the average monthly cost is 80,000 yen for housing, and 80,000 yen for living expenses (food, transportation and daily necessities).
30. Can you provide the web site link for accommodation information?	Please see the answer to question no.28

31. E-mail address for accommodation enquires:	n/a
32. What is the average living cost?	As mentioned above, the average monthly cost is 80,000 yen for housing, and 80,000 yen for living expenses.
33. Do you have a web site link for living cost details?	N/A
34. Have our exchange students to subscribe any kind of insurance that is mandatory for your university and/or for your country?	As mentioned in question 17, all exchange students should join Japanese National Insurance. Please see "Medical Expenses Assistance" in Other Support from the link below. https://www.waseda.jp/inst/cie/en/life/other
35. If yes, can you give us more details about it and the average cost?	As mentioned in question 18, monthly insurance fee may vary by your residential area (city/ward), but usually around 2000 yen or less. More information will be provided at the general orientation.
36. Visa information	We will apply for student(s)' certificate of eligibility (COE) and send it to their home institution once it is issued by the Immigration Bureau. Please see the following URL for details. http://www.cie-waseda.jp/visastatus/en/prospective/coe.html
37. Timing of the acceptance letter release	Anticipated dates for notification of acceptance For Spring entry: Around the end of January For Fall entry: Around early June
38. Acceptance letter sending mode	<input type="checkbox"/> by mail to the student <input type="checkbox"/> by mail to the student's home University <input type="checkbox"/> by courier to the student <input type="checkbox"/> by courier to the student's home University (It may change according to the situation of international postal service.)
39. Timing of transcript of records release	Grades will be announced in early March and early September, and the official transcripts will be issued and sent to the affiliated university in May or October after the program is completed.
40. Transcript of records ending mode	<input type="checkbox"/> directly to the student before his departure <input type="checkbox"/> by mail to the student <input type="checkbox"/> by mail to the student's home University <input type="checkbox"/> by courier to the student <input type="checkbox"/> by courier to the student's home University (It may change according to the situation of international postal service.)
41. Others useful information....	All necessary information can be found in the link below. https://www.waseda.jp/inst/cie/en/exchange Information sheet (AY2023) https://waseda.box.com/s/b7mth5wju2apj5sdsco1jh3281mnre57 University Response to Novel Coronavirus (COVID-19) https://www.waseda.jp/top/2020covid-19